

9. Case 07: Here Comes the Police

9.1. Purpose

- Programme to let the TPBot be a “police car”.

9.2. Material

- 1 x [TPBot](#)

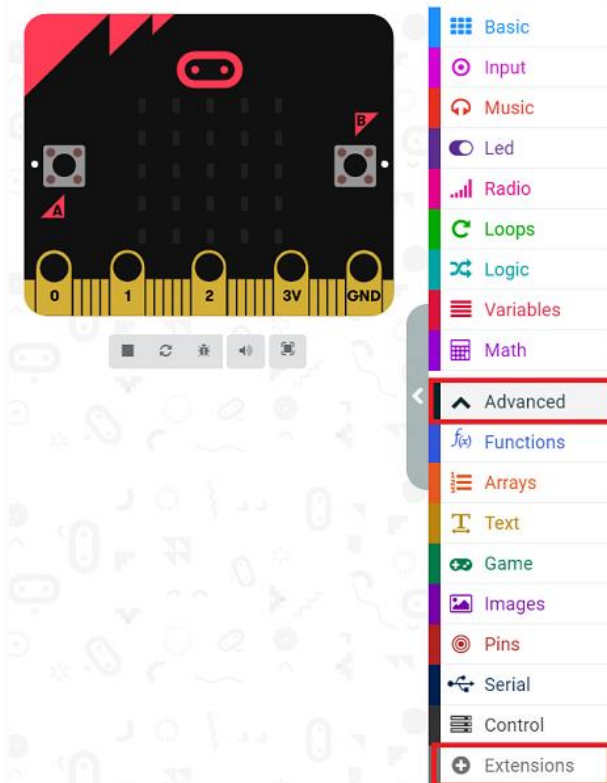


9.3. Software

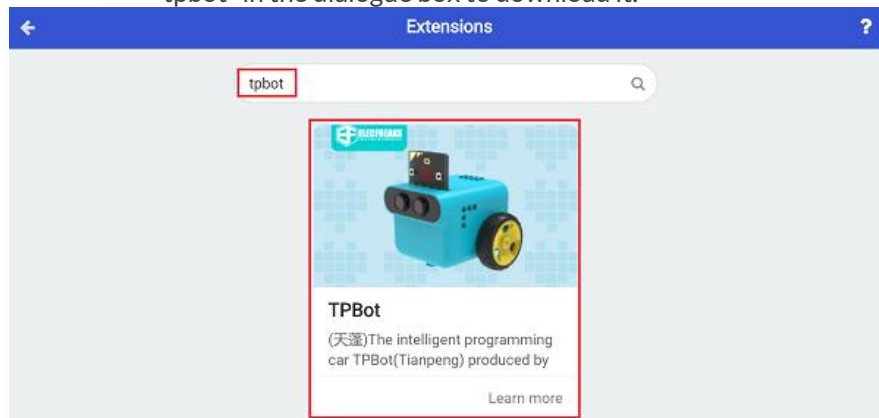
[MicroSoftmakecode](#)

9.4. Programming

- Click “Advanced” to see more choices in the MakeCode drawer.

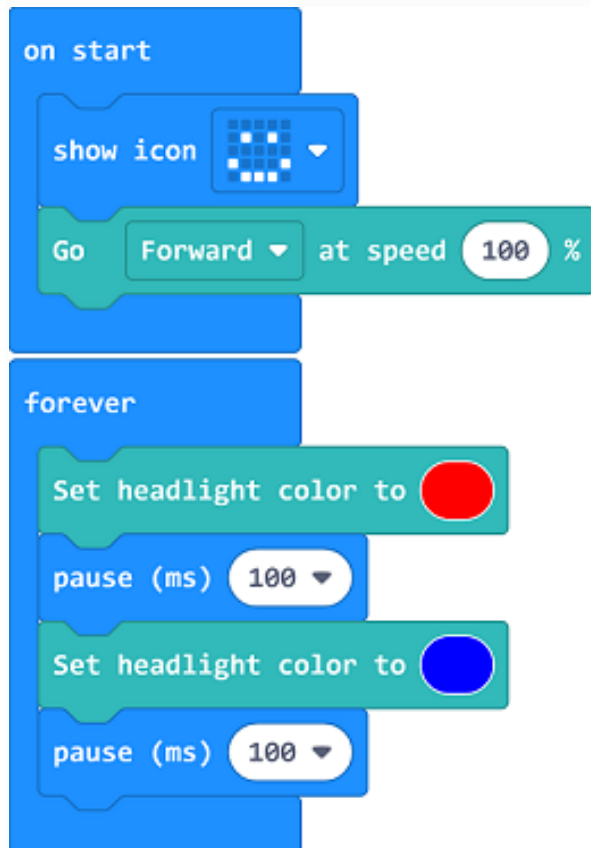


- We need to add a package for programming. Click “Extensions” in the bottom of the drawer and search with “tpbot” in the dialogue box to download it.



##Sample

- Set a smile face on the micro:bit and set it moving forward at the speed of 100%.
- Set the headlights in red and pause for 100ms in the forever brick; then set them in blue and pause for 100ms.



Link

- Link: https://makecode.microbit.org/_6AT0J1Yx99rm
- You may also download it directly below:

9.5. Conclusion

- Power up to set the TPBot driving forward with the headlights alternating showing red and blue.